



Invisible

Single Sliding Door System

Maximum door panel weight of 80kg.

Featuring High Quality Components

Integrated Soft Close

Full Technical Support

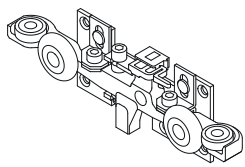
Complete Adjustment

Hides all Sliding Mechanisms

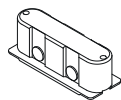
Cool. Chic. Astonishing. Invisible is all of this and more. It's stunningly concealed low profile mechanism and track make it an enigma at first sight.

With inbuilt soft close and full adjustability Invisible is a true revolution in sliding doors.

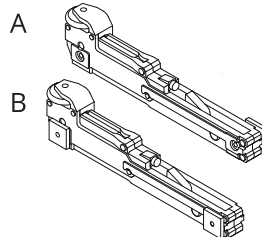
Invisible Components



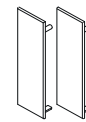
Adjustable Upper Truck



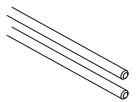
Lower Truck



A) Soft Closing Stopper R-L (80kg)
B) Soft Closing Stopper R-L (40kg)



End Cover



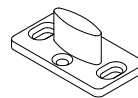
Pins



Upper Profile



Lower Profile




Lower Runner



Fixing Screws

Description	Code
40kg Invisible Door System	1040X
80kg Invisible Door System	1080X



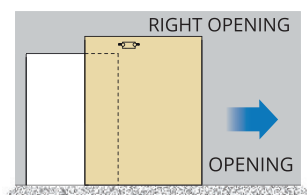
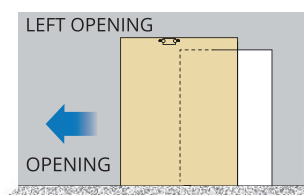
Contact for further information
01280 822288 | www.runners-uk.co.uk | sales@runners-sales.com



Specification

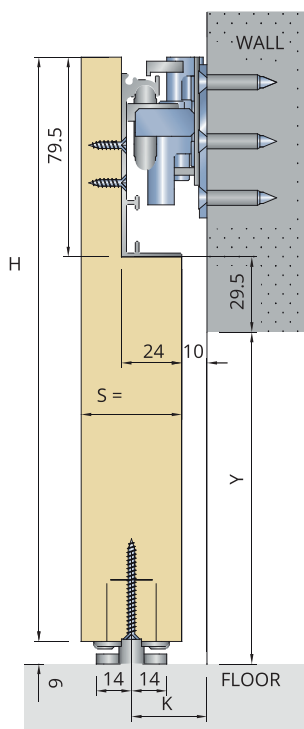
- **Maximum Door Weight:** 0 - 40kg, 40 - 80kg
- **Minimum Door Thickness:** 40mm thick
- **Max Door Width:** 1150mm (Track Length)
- **Door Width = Door Opening Width + 253mm**
- **Door Height = Door Opening Height + 100mm**

Directional Openings



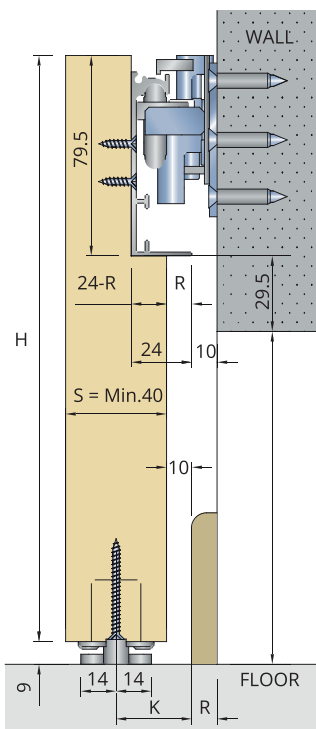
Fitting Positions

Wall fitting positioning
without skirting

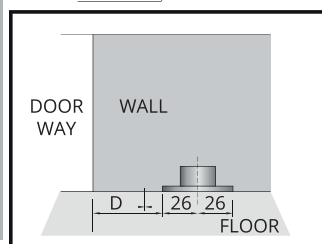
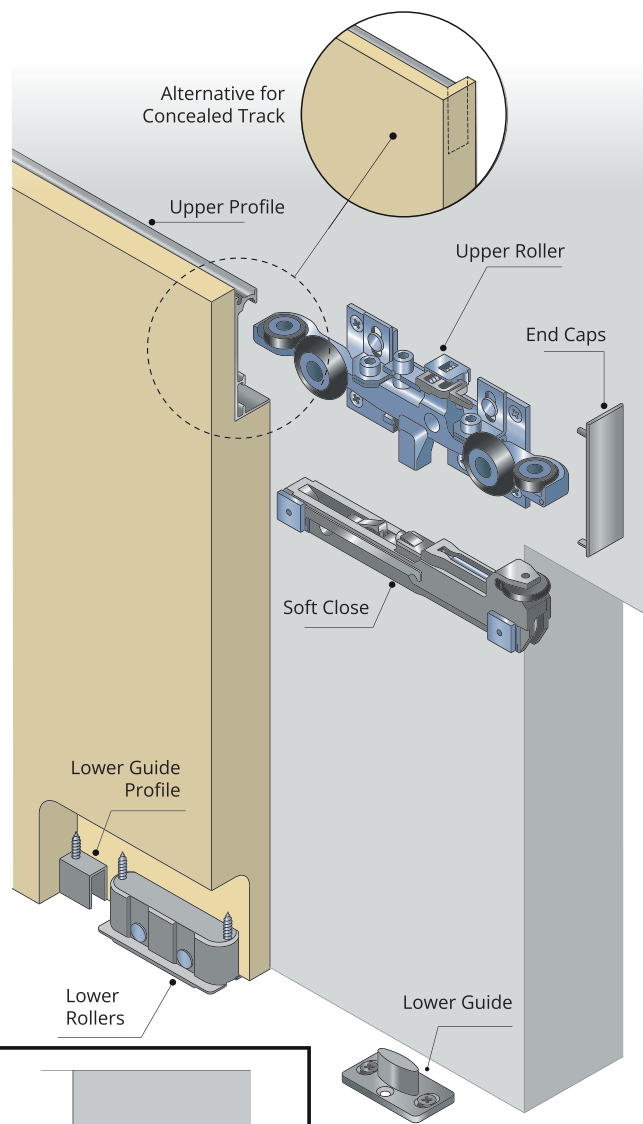


H =	Y + 100
-----	---------

Wall fitting positioning
with skirting



R =	Skirting Board Thickness
-----	--------------------------



D = 83mm	For Doors with End Caps
D = 91.5mm	For Doors with Concealed Track